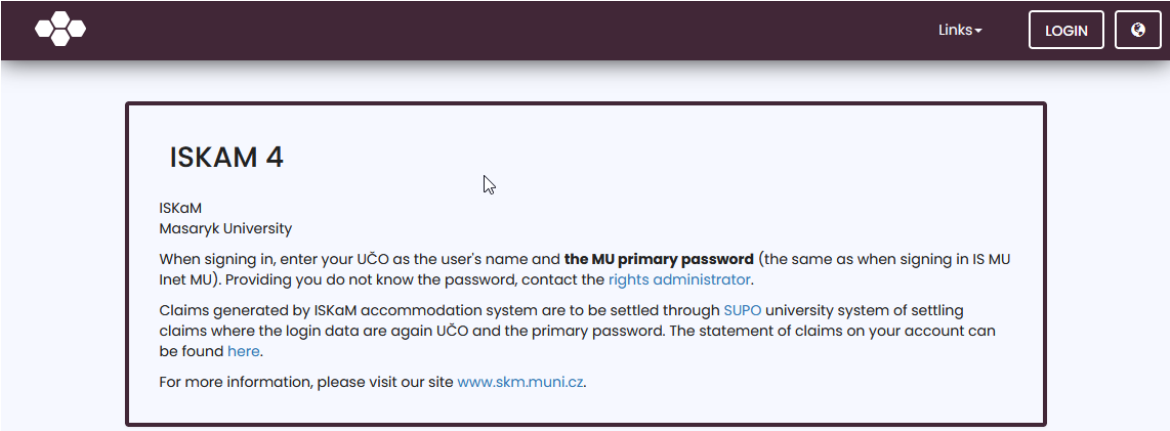
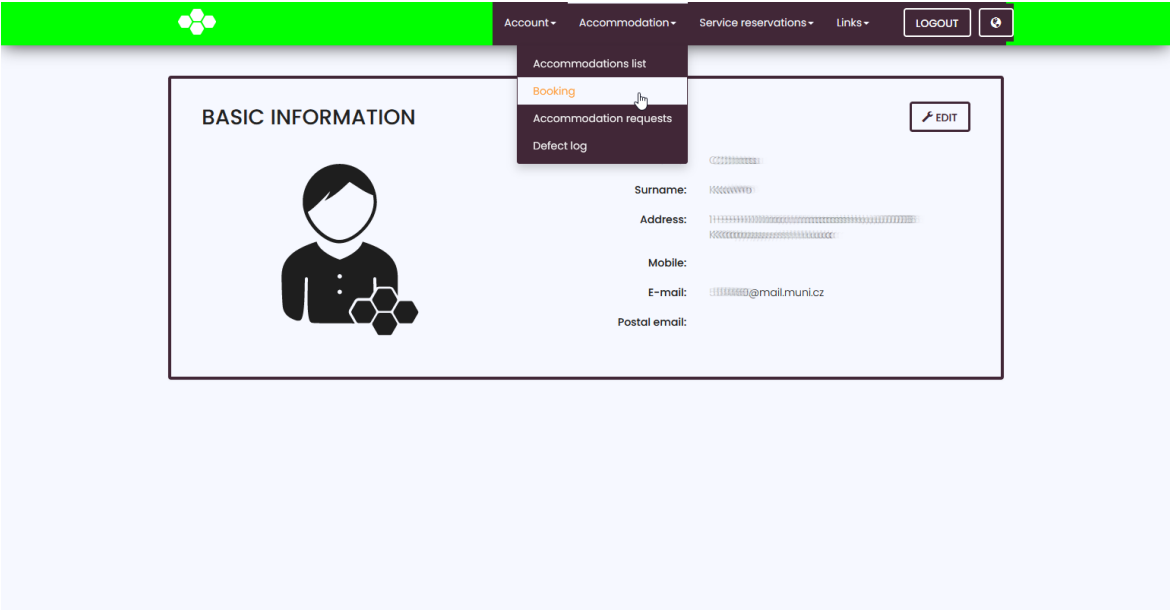


Bed Booking at the ACS MUNI Dormitories

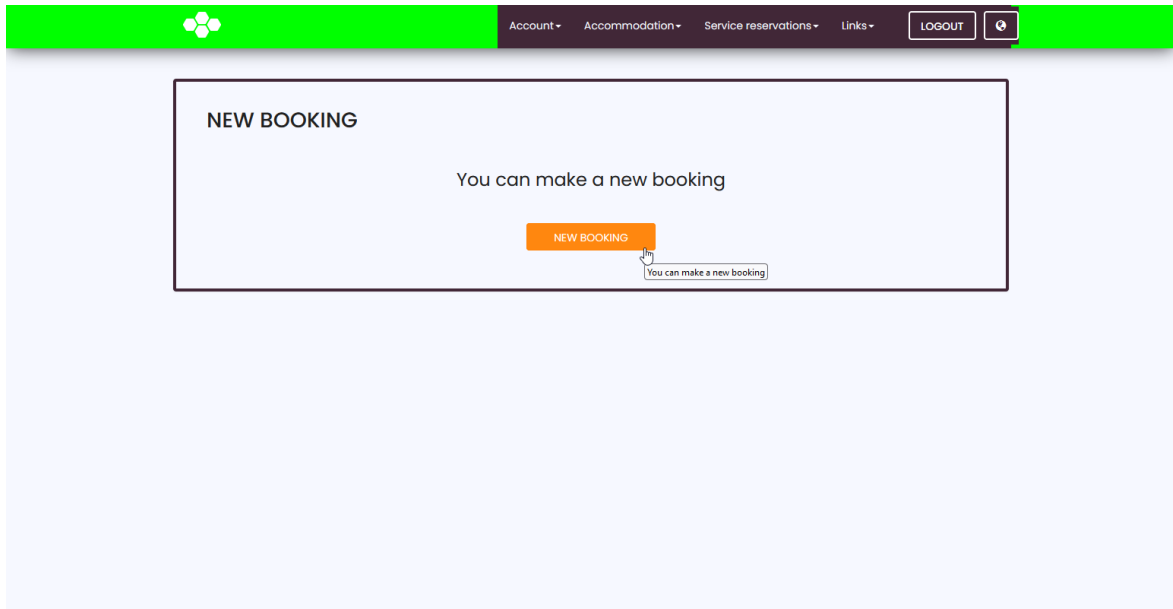
1) Log in to the ISKaM application at: <https://iskam.skm.muni.cz/>.



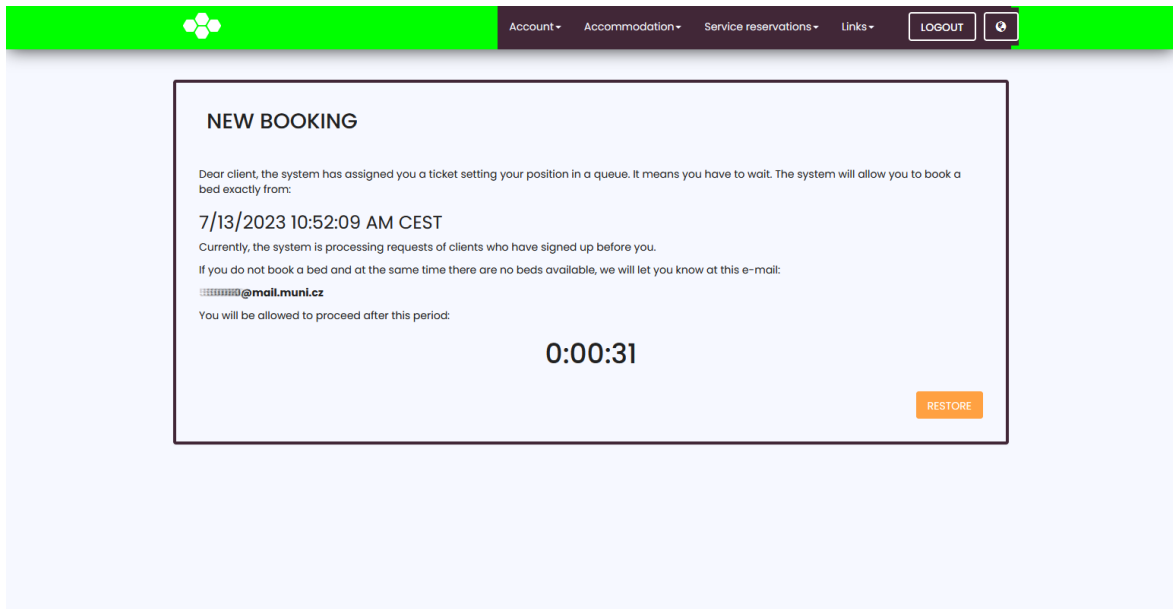
2) Choose **Accommodation** in the top bar menu and click the **Booking** list item.



3) Click the **New booking** button.



4) The system will let you know how long you have to wait to continue with the booking process.



- 5) After the countdown, the page will refresh, and you will get a chance to pick a period of stay and a dormitory.

Account - Accommodation - Service reservations - Links - LOGOUT

NEW BOOKING

From: 09/01/2023

To: 06/30/2024

Block: Vinařská/A1

SHOW ROOMS

Show rooms

- 6) From the list of beds, choose the one you prefer.
If none of the beds is vacant, we will let you know about that by email.

Account - Accommodation - Service reservations - Links - LOGOUT

NEW BOOKING

From: 09/01/2023

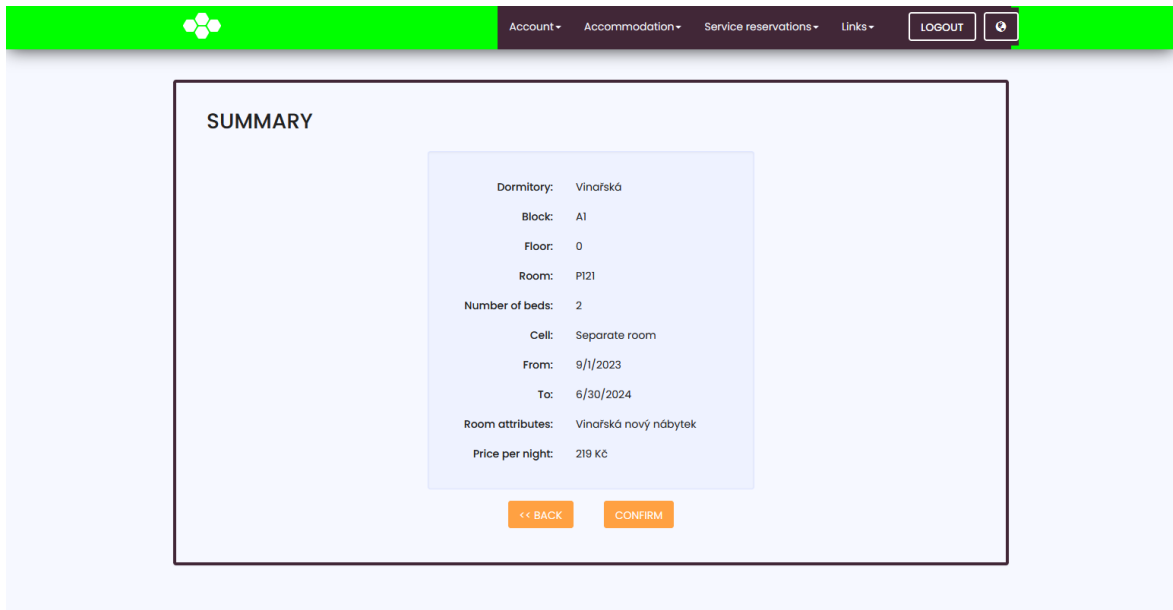
To: 06/30/2024

Block: Vinařská/A1

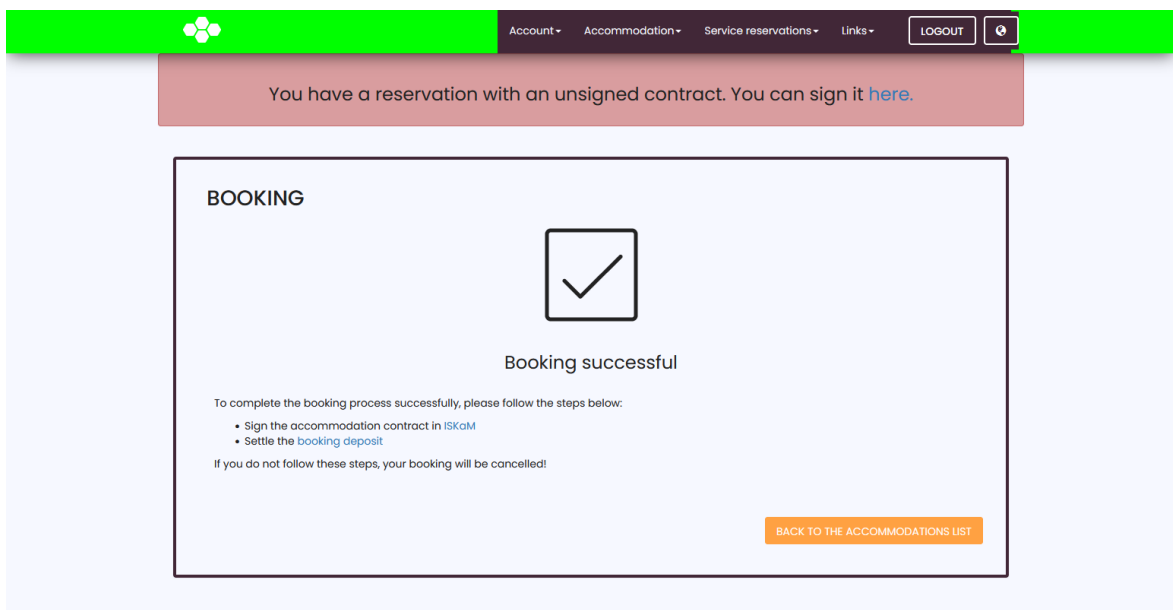
SHOW ROOMS

Floor	Room number	Cell	Number of beds	Available	Room attributes	Web presentation of rooms
0	P121	2	2	2	Vinařská nový nábytek	Select
0	P129	2	1	1	Vinařská nový nábytek	Select
0	P131	2	2	2	Vinařská nový nábytek	Select
0	P133	2	1	1	Vinařská nový nábytek	Select
0	P134	2	2	2	Vinařská nový nábytek	Select
0	P135	2	2	2	Vinařská nový nábytek	Select
0	P136	2	2	2	Vinařská nový nábytek	Select

7) After the bed selection, you will see a booking summary. To confirm your booking, click the **Confirm** button.



8) Sign the accommodation contract.



9) To finish the booking process, you need to settle a booking deposit according to these [instructions](#).

SUPO payment gateway is available via:

- [URL link](#)
- QR Code

